

Right to study: document upload

The images you upload must be clear and in-focus.

We cannot accept:

- images obstructed by fingers or other objects
- images blurred / out of focus
- images obscured by glare or shadow
- part of the document missing from the image
- only one side of a BRP / BRC / ARC
- documents with pages missing from a multipage BAIL 201 letter, visa application summary or document checklist.

Contents

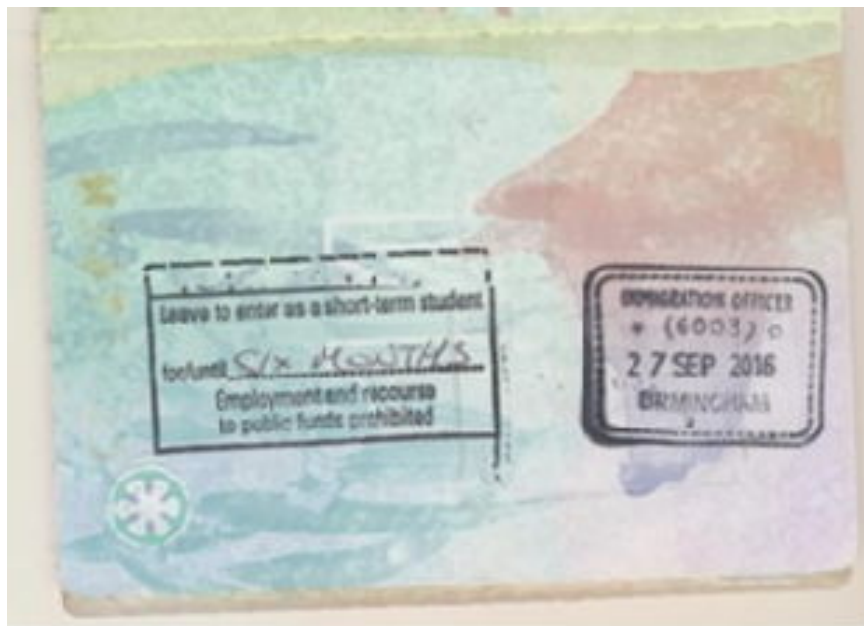
Example right to study documents

Passport photo page	2
Biometric Residence Permit (BRP)	3
Biometric Residence Card (BRC)	4
Application Registration Card (ARC)	5
BAIL 201 letter	5
Vignette with stamp	6
Vignette without stamp (entered through eGates)	7
Evidence of date of entry to UK such as flight ticket or boarding pass	7
Entry stamp	8
Document checklist	9
Visa application summary	9
Which right to study documents do I need to upload?	10

Biometric Residence Permit (BRP)




Entry stamp



Document checklist


Check all pages are uploaded

 UK Visas & Immigration	
Document Checklist Unique Application Number: 1212-0000-0000-0000 Payment notification number: 0PAA000000000 Payment amount: 494.20 GBP Immigration health surcharge reference number: IHS000000000 Email: example@gmail.com Submitted date: 01 July 2020 00:00 British Summer Time (BST)	
Applicant Product name/service: Tier 4 (General) student Applicant's full name: Mr Example Example Date of birth: 01 February 1990 Nationality:	
Evidence You do not need to provide evidence of your qualifications or finances as you are a national of a country mentioned in Appendix A of the Immigration Rules . Occasionally, UK Visas and Immigration (UKVI) may request this evidence while your application is being considered. If the evidence is requested, your visa application may be refused if you do not provide it. You should use your supporting documents checklist as a guide to what documents you need to self-upload or take to your appointment. You will be able to upload copies of your documents on our commercial partner's website, or you can take your documents to your biometrics appointment to be scanned and uploaded by our commercial partner for a fee. You do not need to send any physical documents to the Home Office or UK Visas & Immigration unless you are advised to do so. You have agreed to include the following documents in your application. Tick the box beside each document to confirm that you are providing it.	
Mandatory documents <input type="checkbox"/> The police registration certificate for Mr Example <input type="checkbox"/> The passport issued by China for Mr Example <input type="checkbox"/> The biometric residence permit for Mr Example	
Other documents	
Page 1 of 2	Page 2 of 2

with

Visa application summary

Check all pages are uploaded

 UK Visas & Immigration	
APPLICANT NAME: Miss Example Example UNIQUE APPLICATION NUMBER: 1212-0000-0000-000000 PASSPORT NUMBER: 000000 COUNTRY OF NATIONALITY: DATE OF APPLICATION: 01 July 2020 00:00 British Summer Time (BST) TYPE OF VISA / APPLICATION: Tier 4 (General) student SERVICE OPTION: Standard TOTAL FEE: 494.20 GBP PAYMENT REFERENCE: 0PAA000000000 REGISTRATION EMAIL: example@gmail.com CONTACT EMAIL: example@gmail.com	
Personal information Email address: example@gmail.com Who does this email belong to? The applicant Are you currently in the UK? Yes Do you currently have an application with the Home Office for leave to remain for which you have not yet received a decision? No	
Immigration adviser Do you have an immigration adviser based in the UK? No	
Course details What are your course fees for your first year? £0.00 Have you or your parent(s) or legal guardian(s) already paid any of your course fees? No Have you or your parent(s)/legal guardian(s) already paid any money to your sponsor for accommodation? No	
Page 1 of 5	Page 5 of 5

Which right to study documents do I need to upload?

The documents you need to upload will depend on your situation.

Read the scenarios below for general information about what you should upload.

I applied for a visa or immigration permission outside the UK and I will collect my BRP from the Post Office

Visited Immigration Officer at UK Border

- Passport or travel document

with

- Vignette with stamp
- BRP, both sides

Entered UK border through eGates

- Passport or travel document

with

- Vignette without stamp
- Evidence of date of entry to UK such as flight ticket or boarding pass
- BRP, both sides

I applied for a Tier 4 visa outside the UK and I will collect my BRP from the University

Visited Immigration Officer at UK Border

- Passport or travel document

with

- Vignette with stamp

Entered UK border through eGates

- Passport or travel document

with

- Vignette without stamp
- Evidence of date of entry to UK such as flight ticket or boarding pass

I applied for a short-term study visa before travel

- Passport or travel document

with

- Vignette with stamp

I received a short-term study entry stamp on arrival at the UK border

- Passport or travel document

with

- Entry stamp

I applied for a visa or immigration permission inside the UK and I have not received my BRP yet

- Passport or travel document

with

- Document checklist
- Visa application summary
- [Evidence of most recent immigration permission]

I applied for a visa or immigration permission inside the UK and have received my BRP

- Passport or travel document

with

- BRP, both sides

I have a visa or immigration status for a purpose other than study (including PBS Dependant, Indefinite Leave to Remain, exempt from immigration control)

- Passport or travel document

with

- BRP, both sides; or
- BRC, both sides; or
- Entry stamp; or
- Other (not listed)

I applied for asylum and am waiting for a decision

- ARC
- BAIL 201